



**HENSEL**  
performing light

# LIGHT FORMERS SHOOTOUT







**Michael Quack**  
Head Of Photography  
Visual Pursuit GmbH  
Düsseldorf  
[www.visualpursuit.de](http://www.visualpursuit.de)

Browsing internet photo-communities or talking to photographers musing about buying into studio flash equipment, it doesn't take long and they shoot one question at you:

What can one do with this or that light former?

Nice catalog pictures tell nothing about the results one can reasonably expect, let alone how well it will work for the aspiring studio operator's requirements.

This is where this document starts. We will show almost every light former from the vast Hensel portfolio under field conditions.

Here's the setup:

We hung up a grey paper backdrop in the Visual Pursuit Studios in Düsseldorf, Germany. We chose grey because that shows gradual shade renderings the best. The roll is 107" wide and is hung in a way bringing its upper end to a maximum height to 9ft. Many living rooms and smaller studios can match this. Our model stands 5 feet away from the backdrop (8 feet away from the back wall) on the backdrop. The red markers on floor and wall are in a 20" raster. Each light former was set up in a way that left its frontmost edge 8 ft away from the model, and it was always set up with its middle in the height of the model's forehead. The distance from light former to background is approximately 13 ft. It is positioned slightly to the right to better show shadow edges like a nose shadow or the shadow the hair casts on the face.

The whole scenery is then recorded with four cameras in different angles from different positions.

We tried to use a Hensel Expert Pro Plus 500 compact head for all the shots, aiming to achieve f8 for ISO 100 on the model's face. Additionally we used a Gossen Variosix F lightmeter to take an incident reading on the edges of the backdrop left and right in a height of 5ft to find out how much light would reach the backdrop. This tells a lot about the typical spread of a lightformer.

When the 500 Ws that the Expert Pro Plus 500 delivered were not enough to achieve f8, then we swapped it for a Hensel Expert Pro Plus 1000 compact head first and then went on to either a Hensel Porty Lithium 1200 or a Hensel Tria 3000 AS with Hensel EH Pro Mini Heads if necessary. Specialty lamp heads such as ring flash, fresnel spots, lightbars, light sticks and similar were also powered by Porty or Tria power packs.

Every page states exactly which flash head was used and how much flash power was needed to achieve f8 at ISO100. This allows the reader to adapt to his own needs. Every stop more is always doubling the power, every stop less is cutting it in half.

The pictures in detail:

1) The effect of the light former on the face: Canon 5D MkII with EF 4,0-5,6/75-300mm at 160mm focal length. Distance from camera to model 10 ft, ISO 100, f8. Distance of frontmost edge of lightformer to model 8ft.

2) The effect of the lightformer for full figure. Canon 20D with Tamron Zoom 2,8/28-75mm at approx. 35mm focal length. Distance camera to model 11.6 ft. ISO 100, f8.

3) The set from above. This shows very well how the shadow runs behind the model and what the shadow edges look like. Canon 1D MkII with EF 4,0/17-40mm L at approx. 17 mm focal length. Distance camera to model approx. 16ft. ISO 100, f8.



4) The set from above left. The spread of the beam is clearly visible, as well as all the spill to the walls and the stray light travelling towards the camera. Canon 450D with EF-S 3,5-4,5/10-22mm at approx. 13mm focal length. Distance of camera to model 20ft. ISO 100, f8.

5) Same setting as in image 4, with an added EH Pro Mini 3000 flash head bounced over the ceiling rendering a base exposure 2 f-stops below main, which alone would deliver correct exposure at f4. Powered by a Hensel Tria 24S power pack this makes sure that the setup remains recognizable without killing the original beam shape of the tested light former.

6) Details on which light former was used, which lamp head was used (if applicable) if accessories (grids...) were used, which power pack was used, how much power was needed to achieve this image at target aperture and how much light reached the backdrop left and right.

We sincerely hope that this guide will help many people to find the right setup for their own studio according to their own personal needs.

Michael Quack and team, Düsseldorf/Germany.





Umbrella-/Floodreflector  
Expert Pro Plus 500  
Power delivered: 250Ws

Meter reading:

- ①  $f=8,0$
- ②  $f=5,6 + 1/10$
- ③  $f= 5,6+6/10$





# HENSEL 7" Reflector (Ø ca 18cm) Type S

**HENSEL**  
performing light



7" Reflector  
Expert Pro Plus 500  
Power delivered: 203 Ws

Meter reading:

- ①  $f=8,0$
- ②  $f=5,6 + 1/10$
- ③  $f=5,6 + 6/10$





# HENSEL 7" Reflector (Ø ca 18cm) Type S + Grid No.1 (20°)

**HENSEL**  
performing light

MICHAEL QUACK / VISUAL PURSUIT



7" Reflector + Grid No. 1  
Expert Pro Plus 500  
Power delivered: 330 Ws

Meter reading:

- ①  $f=8,0$
- ②  $f=2,8 +8/10$
- ③  $f=1,0 +3/10$





# HENSEL 7" Reflector (Ø ca 18cm) Type S + Grid No.2 (30°)

**HENSEL**  
performing light

MICHAEL QUACK / VISUAL PURSUIT



7" Reflector + Grid No. 2  
Expert Pro Plus 500  
Power delivered: 330 Ws

Meter reading:

- ①  $f=8,0$
- ②  $f=4,0 +3/10$
- ③  $f=1,0 +6/10$






# HENSEL 7" Reflector (Ø ca 18cm) Type S + Grid No.3 (40°)

**HENSEL**  
performing light

MICHAEL QUACK / VISUAL PURSUIT



7" Reflector + Grid No. 3  
Expert Pro Plus 500  
Power delivered: 330Ws

Meter reading:

- ① f=8,0
- ② f=4,0 +8/10
- ③ f=1,4 +2/10





# HENSEL 9" Reflector (Ø ca 23cm) Type S

**HENSEL**  
performing light

MICHAEL QUACK / VISUAL PURSUIT



9" Reflector Type S  
Expert Pro Plus 500  
Power delivered: 88 Ws

Meter reading:

- ①  $f=8,0$
- ②  $f=4,0 +8/10$
- ③  $f=4,0 +6/10$






# HENSEL 9" Reflector (Ø ca 23cm) Type S + Grid No.1 (20°)

**HENSEL**  
performing light

MICHAEL QUACK / VISUAL PURSUIT



9" Reflector Type S + Grid No. 1  
Expert Pro Plus 500  
Power delivered: 189 Ws

Meter reading:

- ①  $f=8,0$
- ②  $f=2,8 +8/10$
- ③  $f=1,0 +3/10$





# HENSEL 9" Reflector (Ø ca 23cm) Type S + Grid No.2 (30°)

**HENSEL**  
performing light

MICHAEL QUACK / VISUAL PURSUIT



9" Reflector Type S + Grid No. 2  
Expert Pro Plus 500  
Power delivered: 134 Ws

Meter reading:

- ①  $f=8,0$
- ②  $f=4,0 +3/10$
- ③  $f=1,0 +6/10$





# HENSEL 9" Reflector (Ø ca 23cm) Type S + Grid No.3 (40°)

**HENSEL**  
performing light

MICHAEL QUACK / VISUAL PURSUIT



9" Reflector Type S + Grid No. 3  
Expert Pro Plus 500  
Power delivered: 134 Ws

Meter reading:

- ①  $f=8,0$
- ②  $f=4,0 +8/10$
- ③  $f=1,4 +2/10$





# HENSEL 9" Reflector (Ø ca 23cm) Type S + Grid No.4 (50°)

**HENSEL**  
performing light

MICHAEL QUACK / VISUAL PURSUIT



9" Reflector Type S + Grid No. 4  
Expert Pro Plus 500  
Power delivered: 117 Ws

Meter reading:

- ①  $f=8,0$
- ②  $f=4,0 +5/10$
- ③  $f=1,4 +6/10$





# HENSEL 9" Reflector (Ø ca 23cm) Type M

**HENSEL**  
performing light

MICHAEL QUACK / VISUAL PURSUIT



9" Reflector Type M  
Expert Pro Plus 500  
Power delivered: 125 Ws

Meter reading:

- ①  $f=8,0$
- ②  $f=5,6 +1/10$
- ③  $f=5,6 +3/10$






# HENSEL 9" Reflector (Ø ca 23cm) Type M + Grid No.1 (20°)

**HENSEL**  
performing light

MICHAEL QUACK / VISUAL PURSUIT



9" Reflector Type M + Grid No. 1  
Expert Pro Plus 500  
Power delivered: 218 Ws

Meter reading:

- ①  $f=8,0$
- ②  $f=4,0 +9/10$
- ③  $f=1,0 +2/10$






# HENSEL 9" Reflector (Ø ca 23cm) Type M + Grid No.2 (30°)

**HENSEL**  
performing light

MICHAEL QUACK / VISUAL PURSUIT



9" Reflector Type M + Grid No. 2  
Expert Pro Plus 500  
Power delivered: 177 Ws

Meter reading:

- ①  $f=8,0$
- ②  $f=4,0 +3/10$
- ③  $f=1,4 +3/10$






# HENSEL 9" Reflector (Ø ca 23cm) Type M + Grid No.3 (40°)

**HENSEL**  
performing light

MICHAEL QUACK / VISUAL PURSUIT



9" Reflector Type M + Grid No. 3  
Expert Pro Plus 500  
Power delivered: 165 Ws

Meter reading:

- ①  $f=8,0$
- ②  $f=4,0 +6/10$
- ③  $f=1,4 +8/10$






# HENSEL 9" Reflector (Ø ca 23cm) Type M + Grid No.4 (50°)

**HENSEL**  
performing light

MICHAEL QUACK / VISUAL PURSUIT



9" Reflector Type M + Grid No. 4  
Expert Pro Plus 500  
Power delivered: 154 Ws

Meter reading:

- ① f=8,0
- ② f=4,0 +5/10
- ③ f=2,8 +3/10





# HENSEL 9" Reflector (Ø ca 23cm) Type L

**HENSEL**  
performing light

MICHAEL QUACK / VISUAL PURSUIT



9" Reflector Type L  
Expert Pro Plus 500  
Power delivered: 144 Ws

Meter reading:

- ①  $f=8,0$
- ②  $f=5,6 +1/10$
- ③  $f=5,6 +7/10$






# HENSEL 9" Reflector (Ø ca 23cm) Type L + Grid No.1 (20°)

**HENSEL**  
performing light

MICHAEL QUACK / VISUAL PURSUIT



9" Reflector Type L + Grid No. 1  
Expert Pro Plus 500  
Power delivered: 250 Ws

Meter reading:

- ① f=8,0
- ② f=4,0
- ③ f=1,0 +3/10





# HENSEL 9" Reflector (Ø ca 23cm) Type L + Grid No.2 (30°)

**HENSEL**  
performing light

MICHAEL QUACK / VISUAL PURSUIT



9" Reflector Type L + Grid No. 2  
Expert Pro Plus 500  
Power delivered: 268 Ws

Meter reading:

- ①  $f=8,0$
- ②  $f=4,0 +6/10$
- ③  $f=2,0$





# HENSEL 9" Reflector (Ø ca 23cm) Type L + Grid No.3 (40°)

**HENSEL**  
performing light

MICHAEL QUACK / VISUAL PURSUIT



9" Reflector Type L + Grid No. 3  
Expert Pro Plus 500  
Power delivered: 177 Ws

Meter reading:

- ① f=8,0
- ② f=4,0 +4/10
- ③ f=1,4 +9/10





# HENSEL 9" Reflector (Ø ca 23cm) Type L + Grid No.4 (50°)

**HENSEL**  
performing light

MICHAEL QUACK / VISUAL PURSUIT



9" Reflector Type L + Grid No. 4  
Expert Pro Plus 500  
Power delivered: 189 Ws

Meter reading:

- ① f=8,0
- ② f=4,0 +6/10
- ③ f=2,8 +3/10





# HENSEL 12" Reflector (Ø ca 30cm)

**HENSEL**  
performing light

MICHAEL QUACK / VISUAL PURSUIT



12" Reflector  
Expert Pro Plus 500  
Power delivered: 82 Ws

Meter reading:

- ①  $f=8,0$
- ②  $f=4,0 +7/10$
- ③  $f=4,0 +3/10$







# HENSEL 12" Reflector (Ø ca 30cm) + Grid No.1 (20°)

**HENSEL**  
performing light

MICHAEL QUACK / VISUAL PURSUIT



12" Reflector + Grid No. 1  
Expert Pro Plus 500  
Power delivered: 117 Ws

Meter reading:

- ①  $f=8,0$
- ②  $f=4,0 +1/10$
- ③  $f=1,0 +4/10$






# HENSEL 12" Reflector (Ø ca 30cm) + Grid No.2 (30°)

**HENSEL**  
performing light

MICHAEL QUACK / VISUAL PURSUIT



12" Reflector + Grid No. 2  
Expert Pro Plus 500  
Power delivered: 134 Ws

Meter reading:

- ①  $f=8,0$
- ②  $f=4,0 +5/10$
- ③  $f=1,4 +3/10$






# HENSEL 12" Reflector (Ø ca 30cm) + Grid No.3 (40°)

**HENSEL**  
performing light

MICHAEL QUACK / VISUAL PURSUIT



12" Reflector + Grid No. 3  
Expert Pro Plus 500  
Power delivered: 117 Ws

Meter reading:

- ①  $f=8,0$
- ②  $f=4,0 +6/10$
- ③  $f=1,4 +6/10$






# HENSEL 12" Reflector (Ø ca 30cm) + Grid No.4 (50°)

**HENSEL**  
performing light

MICHAEL QUACK / VISUAL PURSUIT



12" Reflector + Grid No. 4  
Expert Pro Plus 500  
Power delivered: 109 Ws

Meter reading:

- ① f=8,0
- ② f=4,0 +5/10
- ③ f=2,0 +7/10






# HENSEL 14" Reflector (Ø ca 34cm) „Longhorn“

**HENSEL**  
performing light

MICHAEL QUACK / VISUAL PURSUIT



14" Reflector  
Expert Pro Plus 500  
Power delivered: 33 Ws

Meter reading:

- ① f=8,0
- ② f=4,0 +5/10
- ③ f=2,8 +5/10






# HENSEL 14" Reflector (Ø ca 34cm) „Longhorn“ + Grid No.3 (40°)

**HENSEL**  
performing light

MICHAEL QUACK / VISUAL PURSUIT



14" Reflector + Grid No. 3  
Expert Pro Plus 500  
Power delivered: 44 Ws

Meter reading:

- ①  $f=8,0$
- ②  $f=4,0 +2/10$
- ③  $f=1,4 +1/10$






# HENSEL 14" Reflector (Ø ca 34cm) „Longhorn“ + Grid No.4 (50°)

**HENSEL**  
performing light

MICHAEL QUACK / VISUAL PURSUIT



14" Reflector + Grid No. 4  
Expert Pro Plus 500  
Power delivered: 47 Ws

Meter reading:

- ①  $f=8,0$
- ②  $f=4,0 +4/10$
- ③  $f=2,0 +1/10$






# HENSEL Lightstick with Shutter Barndoors, Barndoors open

**HENSEL**  
performing light

MICHAEL QUACK / VISUAL PURSUIT



Lightstick + Shutter Barndoors  
Porty Lithium 12  
Power delivered: 280 Ws

Meter reading:

- ①  $f=8,0$
- ②  $f=5,6 +2/10$
- ③  $f=5,6 +6/10$





# HENSEL Lightstick with Shutter Barndoors, Barndoors closed narrow

**HENSEL**  
performing light

MICHAEL QUACK / VISUAL PURSUIT



Lightstick + Shutter Barndoors  
Porty Lithium 12  
Power delivered: 849 Ws

Meter reading:

- ①  $f=8,0$
- ②  $f=4,0 +6/10$
- ③  $f=2,8 +7/10$





# HENSEL Lightbar 130, vertical

**HENSEL**  
performing light

MICHAEL QUACK / VISUAL PURSUIT



Lightbar 130  
Tria 3000 AS  
Power delivered: 700 Ws

Meter reading:

- ①  $f=8,0$
- ②  $f=4,0 +9/10$
- ③  $f=5,6 +5/10$





# HENSEL Lightbar 130, horizontal

**HENSEL**  
performing light

MICHAEL QUACK / VISUAL PURSUIT



Lightbar 130  
Tria 3000 AS  
Power delivered: 700 Ws

Meter reading:

- ①  $f=8,0$
- ②  $f=4,0 +8/10$
- ③  $f=5,6 +5/10$







# HENSEL Starspot 1500 Position Flood

**HENSEL**  
performing light

MICHAEL QUACK / VISUAL PURSUIT



Starspot 1500  
Tria 3000 AS  
Power delivered: 350 Ws

Meter reading:

- ①  $f=8,0$
- ②  $f=4,0 +8/10$
- ③  $f=4,0 +4/10$






# HENSEL Starspot 1500 Position Spot

**HENSEL**  
performing light

MICHAEL QUACK / VISUAL PURSUIT



Starspot 1500  
Tria 3000 AS  
Power delivered: 326 Ws

Meter reading:

- ①  $f=8,0$
- ②  $f=4,0 +5/10$
- ③  $f=1,4 +7/10$





# HENSEL F-Spot 3000, Position Flood

**HENSEL**  
performing light

MICHAEL QUACK / VISUAL PURSUIT



F-Spot 3000  
Tria 3000 AS  
Power delivered: 175 Ws

Meter reading:

- ①  $f=8,0$
- ②  $f=4,0 +8/10$
- ③  $f=2,8 +7/10$





# HENSEL F-Spot 3000, Position Spot

**HENSEL**  
performing light

MICHAEL QUACK / VISUAL PURSUIT







Hensel Snoot  
Expert Pro Plus 1000  
Power delivered: 1000 Ws

Meter reading:

- ①  $f=8,0$
- ②  $f=4,0 +5/10$
- ③  $f=1,4 +1/10$






# HENSEL Accent Tube

**HENSEL**  
performing light

MICHAEL QUACK / VISUAL PURSUIT



Hensel Accent Tube  
Hensel Expert Pro Plus 1000  
Power delivered: 812 Ws

Meter reading:

- ①  $f=8,0$
- ②  $f=4,0$
- ③  $f=1,4$





# HENSEL Wide Angle Superspot

**HENSEL**  
performing light


MICHAEL QUACK / VISUAL PURSUIT



Hensel Wide Angle Superspot  
Hensel Tria 3000 AS  
Power delivered: 3000 Ws

Meter reading:

- ①  $f=8,0$
- ②  $f=4,0 +6/10$
- ③  $f=1,0$







Hensel Softstar 105  
Expert Pro Plus 500  
Power delivered: 330 Ws

Meter reading:

- ①  $f=8,0$
- ②  $f=5,6 +2/10$
- ③  $f=5,6 +8/10$





# HENSEL Master Umbrella White 40" / 105 cm

**HENSEL**  
performing light

MICHAEL QUACK / VISUAL PURSUIT



Master Umbrella white 40" / 105 cm  
Expert Pro Plus 500  
Power delivered: 354 Ws

Meter reading:

- ①  $f=8,0$
- ②  $f=5,6$
- ③  $f=5,6 +4/10$





# HENSEL Economy Umbrella

**HENSEL**  
performing light


MICHAEL QUACK / VISUAL PURSUIT





# HENSEL Ring Flash 3000 + Octa 90 for Ring Flash

**HENSEL**  
performing light



Hensel Ring Flash 3000 + Octa 90 RF  
Porty Lithium 12  
Power delivered: 114 Ws

Meter reading:

- ①  $f=8,0$
- ②  $f=2,8 +1/10$
- ③  $f=2,0 +9/10$





# HENSEL Ring Flash 3000 + Standard Reflector RF

**HENSEL**  
performing light

MICHAEL QUACK / VISUAL PURSUIT



Hensel Ring Flash + Standard Reflector RF  
Porty Lithium 12  
Power delivered: 185 Ws

Meter reading:

- ①  $f=8,0$
- ②  $f=2,8 +9/10$
- ③  $f=2,8 +8/10$







# HENSEL Ring Flash 3000 + Standard Reflector RF + Grid

**HENSEL**  
performing light

MICHAEL QUACK / VISUAL PURSUIT



Ring Flash + Standard Reflector RF + Grid  
Hensel Porty Lithium 12  
Power delivered: 424 Ws

Meter reading:

- ①  $f=8,0$
- ②  $f=1,0 +4/10$
- ③  $f=1,0 +4/10$





# HENSEL Ring Flash 3000 + Beauty Dish RF for Ring Flash

**HENSEL**  
performing light



Hensel Ring Flash + Beauty Dish RF  
Porty Lithium 12  
Power delivered: 185 Ws

Meter reading:


- ①  $f=8,0$
- ②  $f=4,0 +5/10$
- ③  $f=4,0 +6/10$



# HENSEL Ring Flash 3000

**HENSEL**  
performing light

MICHAEL QUACK / VISUAL PURSUIT



Hensel Ring Flash 3000  
Porty Lithium 12  
Power delivered: 53 Ws

Meter reading:

- ①  $f=8,0$
- ②  $f=2,8 +4/10$
- ③  $f=2,8 +4/10$





# HENSEL Beauty Dish White

**HENSEL**  
performing light

MICHAEL QUACK / VISUAL PURSUIT



Hensel Beauty Dish White  
Expert Pro Plus 1000  
Power delivered: 616 Ws

Meter reading:

- ①  $f=8,0$
- ②  $f=5,6$
- ③  $f=5,6 +5/10$






# HENSEL Beauty Dish White + 22" (ca 58 cm) Full Grid

**HENSEL**  
performing light

MICHAEL QUACK / VISUAL PURSUIT



Hensel Beauty Dish White + 22" Full Grid  
Expert Pro Plus 1000  
Power delivered: 1000 Ws

Meter reading:

- ①  $f=8,0$
- ②  $f=4,0 +2/10$
- ③  $f=1,4 +6/10$






# HENSEL Beauty Dish White + 7" (ca 18 cm) Grid

**HENSEL**  
performing light

MICHAEL QUACK / VISUAL PURSUIT



Hensel Beauty Dish White + 7" Grid  
Expert Pro Plus 1000  
Power delivered: 406 Ws

Meter reading:

- ①  $f=8,0$
- ②  $f=4,0 +9/10$
- ③  $f=4,0 +6/10$



# HENSEL Beauty Dish Silver

**HENSEL**  
performing light

MICHAEL QUACK / VISUAL PURSUIT



Hensel Beauty Dish Silver  
Expert Pro Plus 500  
Power delivered: 134 Ws

Meter reading:


- ①  $f=8,0$
- ②  $f=4,0 +4/10$
- ③  $f=2,8 +6/10$



# HENSEL Beauty Dish Silver + 22" (ca 58cm) Full Grid

**HENSEL**  
performing light

MICHAEL QUACK / VISUAL PURSUIT



Hensel Beauty Dish Silver + Full Grid  
Expert Pro Plus 500  
Power delivered: 203 Ws

Meter reading:

- ①  $f=8,0$
- ②  $f=4,0 +6/10$
- ③  $f=1,0 +8/10$






# HENSEL Beauty Dish Silver + 7" Grid

**HENSEL**  
performing light

MICHAEL QUACK / VISUAL PURSUIT



Hensel Beauty Dish Silver + 7" Grid  
Expert Pro Plus 500  
Power delivered: 117 Ws

Meter reading:

- ① f=8,0
- ② f=4,0 +6/10
- ③ f=2,8 +4/10



# HENSEL Backlight Reflector

**HENSEL**  
performing light

MICHAEL QUACK / VISUAL PURSUIT



Hensel Backlight Reflector  
Expert Pro Plus 250  
Power delivered: 77 Ws

Meter reading:

- ①  $f=8,0$
- ②  $f=2,0 +1/10$
- ③  $f=2,0 +5/10$





# HENSEL Softbox E ~30x40" (80 x 100 cm)

**HENSEL**  
performing light



Hensel Softbox E ~30x40" (80 x 100 cm)  
Expert Pro Plus 500  
Power delivered: 406 Ws

Meter reading:

- ① f=8,0
- ② f=4,0 +4/10
- ③ f=5,6 +5/10



# HENSEL Softbox ~2x4 ft (60x120 cm)

**HENSEL**  
performing light

MICHAEL QUACK / VISUAL PURSUIT





# HENSEL Softbox ~2x4 ft (60x120), Recessed Front Diffusor

**HENSEL**  
performing light



Hensel Softbox ~2x4 ft (60x120 cm)  
Expert Pro Plus 1000  
Power delivered: 436 Ws

Meter reading:

- ①  $f=8,0$
- ②  $f=5,6 +1/10$
- ③  $f=5,6 +5/10$



# HENSEL Softbox ~2x4 ft (60x120 cm) + Louvers Wide

**HENSEL**  
performing light

MICHAEL QUACK / VISUAL PURSUIT



Hensel Softbox ~2x4 ft (60 x 120 cm) +  
Louvers Wide  
Expert Pro Plus 1000  
Power delivered: 616 Ws

Meter reading:

- ①  $f=8,0$
- ②  $f=5,6$
- ③  $f=5,6 +6/10$



# HENSEL Softbox ~2x4 ft (60x120 cm) + Louvers Narrow

**HENSEL**  
performing light



Hensel Softbox ~2x4 ft (60x120cm)  
+ Louvers narrow  
Hensel Tria 3000 AS + EH Pro Mini Head  
Power delivered: 2799 Ws

Meter reading:

- ① f=8,0
- ② f=4,0 +4/10
- ③ f=2,8 +4/10



# HENSEL Octaform ~2 ft (60 cm)

**HENSEL**  
performing light

MICHAEL QUACK / VISUAL PURSUIT





# HENSEL Octaform ~3 ft (90 cm)

**HENSEL**  
performing light

MICHAEL QUACK / VISUAL PURSUIT



Hensel Octaform ~3ft (90 cm)  
Hensel Tria 3000 AS + EH Pro Mini Head  
Power delivered: 431 Ws

Meter reading:

- ① f=8,0
- ② f=4,0 +9/10
- ③ f=5,6 +5/10



# HENSEL Octaform ~3 ft (90 cm) + Textile Grid

**HENSEL**  
performing light

MICHAEL QUACK / VISUAL PURSUIT



Hensel Octaform ~3 ft (90 cm) + Textile Grid  
Hensel Tria 3000 AS + EH Pro Mini Head  
Power delivered: 653 Ws

Meter reading:

- ①  $f=8,0$
- ②  $f=4,0 +9/10$
- ③  $f=4,0 +8/10$



# HENSEL Octaform ~ 4 ft (120 cm)

**HENSEL**  
performing light

MICHAEL QUACK / VISUAL PURSUIT



Hensel Octaform ~ 4 ft (120 cm)  
Hensel Tria 3000 AS + EH Pro Mini Head  
Power delivered: 431 Ws

Meter reading:

- ①  $f=8,0$
- ②  $f=5,6$
- ③  $f=5,6 +5/10$







# HENSEL Octaform ~5 ft (150 cm)

**HENSEL**  
performing light

MICHAEL QUACK / VISUAL PURSUIT



Hensel Octaform ~ 5ft (150 cm)  
Hensel Tria 3000 AS + EH Pro Mini Head  
Power delivered: 350 Ws

Meter reading:

- ①  $f=8,0$
- ②  $f=4,0 +7/10$
- ③  $f=5,6 +2/10$



# HENSEL Double-Octaform ~8 ft (250 cm), Internal Baffle Only

**HENSEL**  
performing light

MICHAEL QUACK / VISUAL PURSUIT



Hensel Double-Octaform ~8 ft (250 cm)  
Hensel Tria 3000 AS + EH Pro Mini Head  
Power delivered: 431 Ws

Meter reading:

- ① f=8,0
- ② f=5,6 +3/10
- ③ f=8,0 +2/10



# HENSEL Double-Octaform ~8 ft (250 cm), Both Diffusors

**HENSEL**  
performing light

MICHAEL QUACK / VISUAL PURSUIT



Hensel Double-Octaform ~ 8 ft (250 cm)  
Hensel Tria 3000 AS + EH Pro Mini Head  
Power delivered: 588 Ws

Meter reading:


- ① f=8,0
- ② f=4,0 +8/10
- ③ f=5,6 +9/10



# HENSEL Ultra Softbox IV ~2x2 ft (60x60cm)

**HENSEL**  
performing light

MICHAEL QUACK / VISUAL PURSUIT



Hensel Ultra Softbox IV ~2x2ft (60x60cm)  
Hensel Tria 3000 AS + EH Pro Mini Head  
Power delivered: 530 Ws

Meter reading:


- ①  $f=8,0$
- ②  $f=5,6 +3/10$
- ③  $f=5,6 +7/10$



# HENSEL Ultra Softbox IV ~2x2 ft (60x60cm) With Textile Grid

**HENSEL**  
performing light

MICHAEL QUACK / VISUAL PURSUIT



Ultra Softbox IV ~2x2 ft (60x60cm) + Grid  
Hensel Tria 3000 AS + EH Pro Mini Head  
Power delivered: 530 Ws

Meter reading:

- ①  $f=8,0$
- ②  $f=4,0 +6/10$
- ③  $f=4,0 +5/10$



# HENSEL Ultra Softbox IV ~3x5 ft (90x150cm)

**HENSEL**  
performing light

MICHAEL QUACK / VISUAL PURSUIT



Ultra Softbox IV ~3x5 ft (90x150cm)  
Hensel Tria 3000 AS + EH Pro Mini Head  
Power delivered: 350 Ws

Meter reading:

- ①  $f=8,0$
- ②  $f=4,0 +9/10$
- ③  $f=5,6 +4/10$



# HENSEL Ultra Softbox IV ~3'4"x3'4" (100x100cm)

**HENSEL**  
performing light

MICHAEL QUACK / VISUAL PURSUIT



Ultra Softbox IV ~3'4"x3'4" (100x100cm)  
Hensel Tria 3000 AS + EH Pro Mini Head  
Power delivered: 402 Ws

Meter reading:

- ① f=8,0
- ② f=5,6
- ③ f=5,6 +5/10



# HENSEL Softbox ~18x26" (45x65cm)

**HENSEL**  
performing light



Hensel Softbox ~16x26" (45x65cm)  
Hensel Tria 3000 AS + EH Pro Mini Head  
Power delivered: 462 Ws

Meter reading:

- ① f=8,0
- ② f=4,0 +8/10
- ③ f=5,6 +1/10



# HENSEL Striplight Softbox ~1x3ft (30x90cm)

**HENSEL**  
performing light

MICHAEL QUACK / VISUAL PURSUIT



Striplight Softbox ~1x3 ft (30x90cm)  
Hensel Tria 3000 AS + EH Pro Mini Head  
Power delivered: 804 Ws

Meter reading:


- ① f=8,0
- ② f=5,6 +2/10
- ③ f=5,6 +5/10



# HENSEL Super Focus Reflector

**HENSEL**  
performing light

MICHAEL QUACK / VISUAL PURSUIT



Hensel Super Focus Reflector  
Expert Pro Plus 500  
Power delivered: 82 Ws

Meter reading:

- ①  $f=8,0$
- ②  $f=4,0 +5/10$
- ③  $f=2,0 +4/10$



# HENSEL Master Umbrella 40" (105 cm) Silver

**HENSEL**  
performing light

MICHAEL QUACK / VISUAL PURSUIT





# HENSEL Striplight Softbox ~1x5 ft (30x150cm)

**HENSEL**  
performing light

MICHAEL QUACK / VISUAL PURSUIT





# HENSEL Striplight Softbox ~1'x5'4" (30x160 cm) + Textile Grid

**HENSEL**  
performing light

MICHAEL QUACK / VISUAL PURSUIT



Striplight Softbox ~1'x5'4" (30x160cm) + Grid

Hensel Tria 3000 AS + EH Pro Mini Head  
Power delivered: 990 Ws

Meter reading:

- ①  $f=8,0$
- ②  $f=4,0 +6/10$
- ③  $f=4,0 +1/10$



# HENSEL Striplight Softbox ~1'x5'4" (30x160 cm)

**HENSEL**  
performing light



Striplight Softbox ~1'x5'4" (30x160cm)  
Hensel Tria 3000 AS + EH Pro Mini Head  
Power delivered: 568 Ws

Meter reading:

- ① f=8,0
- ② f=5,6
- ③ f=5,6 +4/10



This document was put together to the best of our knowledge with the highest possible precision. The set was designed under real life conditions in our Visual Pursuit studios in Düsseldorf, Germany. We cannot guarantee that these results will be the same in different rooms or with different flash heads.

Copyright for this document rests exclusively with Michael Quack/Visual Pursuit GmbH, Düsseldorf. It may be forwarded/copied provided that this forwarding/copying is free and the document is unaltered. Placement on websites that require paid accounts for access is not allowed.

Reproduction in commercial projects, books, magazines, professional websites and similar requires prior written consent by Michael Quack / Visual Pursuit GmbH.

Michael Quack  
Visual Pursuit GmbH  
Düsseldorf, Germany  
<http://www.visualpursuit.de>

